

SECURITY CHECKLIST

5 Steps for Securing School Doors & Entryways

Given the cost and complexity of installing bulletproof materials, replacing all of a school's doors or windows is not a viable option. The most cost-effective and sensible solution for schools is to secure the main entryway with a bullet resistant barrier that complements the other security measures being taken at the school.

MEASURE THE EXISTING SPACE FOR PROPER FIT AND PROTECTION

☐ **Measurements** - Work with a bulletproof barrier consultant to guide you in taking all the necessary measurements.

☐ **Pictures** - Take pictures of the space you'd like to secure to help your consultant understand your space and make appropriate recommendations.

MAKE SURE THE BUILDING'S EXISTING CONDITIONS ARE CONDUCTIVE TO A NEW BARRIER OR SYSTEM

☐ **Retrofitting** - Be certain the existing environment is equipped to handle the additional weight of bulletproof materials.



PRO TIP

Ignoring this step can cause installation issues like sagging or bowing supports, which can be damaging.

SELECT MATERIALS APPROPRIATE TO THE THREAT LEVEL

☐ **Threat Levels** - Choose doors, windows, counter tops, and communication systems that provide security appropriate for a school's threat level.



PRO TIP

The majority of educational facilities benefit most from installing a barrier designed to provide Level 3 bullet resistance.

CONSULT A PROFESSIONAL FOR COMPLEX CHALLENGES

☐ **Expertise** - Select an architect who will work with a bulletproof security expert to design an aesthetically pleasing and structurally sound barrier.

ADDITIONAL DESIGN AND INSTALLATION CONSIDERATIONS

☐ **Aesthetics** - Design custom barriers to match the existing decor.

☐ **Appearances** - Use materials that will help ensure security without alarming your school community with an entryway that feels unfamiliar or unwelcoming.



PRO TIP

Install bulletproof barriers over a weekend or school vacation to minimize disruption to school operations.






It's important to consider how you'll want your doors to function.

For example, will they be locked, open and close electronically, need to be see-through, or require a package passer? Knowing how the door functions and what you're trying to achieve in your school will help us recommend and manufacture the appropriate solution.



Total Security Solutions frequently installs the following types of bulletproof glass:

-  Uncoated Acrylic
-  Laminated Polycarbonate
-  Glass Clad Polycarbonate